



Edgewater Police Department

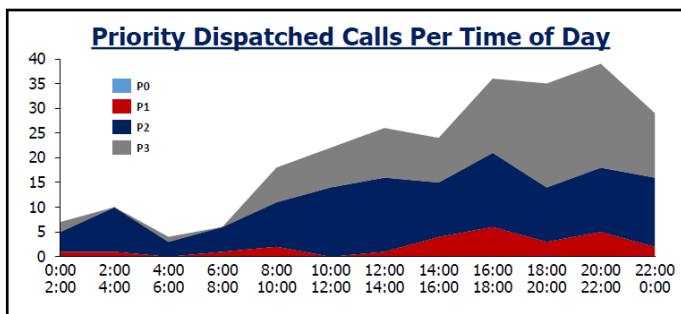
Monthly Report-March 2024

CRIME STATISTICS

Edgewater Police Department Statistics

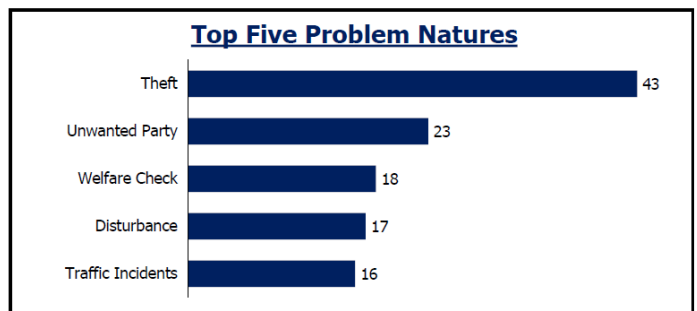
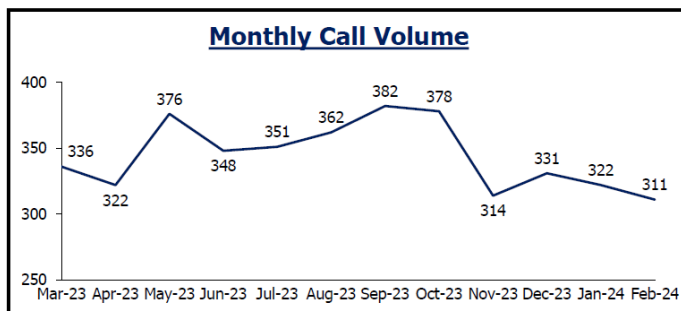
Offense	February-2023	January-2024	February-2024
Murder	0	0	0
Rape/Sodomy/Sex Assault w/ Object	0	0	0
Aggravated Assault	0	4	0
Simple Assault	1	1	4
Arson	0	0	0
Burglary/Breaking & Entering	0	0	0
Destruction/Damage/Vandalism of Property	4	7	4
Robbery	0	0	0
Shoplifting/All Thefts/All Other Larceny	25	26	29
Motor Vehicle Theft	2	7	2
Drug/Narcotic Violations	15	6	6
Drug Equipment Violations	15	11	8
Weapon Law Violations	1	2	0
Total Group A Offenses	63	66	55
Total Group A Arrests	32	29	33
Driving Under the Influence	12	4	2
Trespass of Real Property	2	0	2
Total Group B Arrests	27	13	16

CALLS FOR SERVICE



Day of Week	P0	P1	P2	P3	Total	Average
Sunday	0	5	22	19	46	12
Monday	0	2	24	19	45	11
Tuesday	0	5	18	7	30	8
Wednesday	0	2	13	15	30	8
Thursday	0	6	21	12	39	8
Friday	0	1	17	19	37	9
Saturday	0	5	8	16	29	7
Assignment < 2 min		77%	66%			
Assignment < 4 min		81%	82%			

Notes: Call received, processed, and dispatched by Jefferson. Self-initiated activity removed.



Edgewater Police Department

COMMUNITY ENGAGEMENT

Positive comments received via our new [PowerEngage](#) civic engagement tool:

Thank you for checking in on the situation. I appreciate it very much. God bless you.

Great! Thank you

Very respectful and very patient and very helpful.

Very friendly and helpful. Provided all information that was needed.

ADDITIONAL ITEMS OF INTEREST

- We had a blast recently during Read Across America week. We spent time with students at Lumberg Elementary and Edgewater Elementary and even brought a former graduate to read to the students. We read "Officer Buckles and Gloria" a great book about a police officer and his K-9 partner and the lesson of always sticking with your buddies. We were able to read the English and Spanish versions. Thank you to Rachel and Rachel for having us at both campuses. We can't wait until next year!

