



SIGN PERMIT APPLICATION FOR COMMERCIAL SIGNS

OVERVIEW AND SUBMISSION MATERIALS

The City of Edgewater Sign Code regulates signs in the City. This guide is intended to help customers understand the City's sign code and when a permit is required. (Chapter 16, Zoning Code, Article 18, Sign Code:

https://library.municode.com/co/edgewater/codes/municipal_code?nodeId=EDMUCO_CH16ZO_ART19SI

ALL PERMIT APPLICATIONS ARE ACCEPTED THROUGH EDGEWATER'S ONLINE PORTAL.

USE THE CHECKLIST BELOW AS A GUIDE OF ITEMS TO INCLUDE IN YOUR SUBMISSION FOR A SIGN BUILDING PERMIT

The following information will be requested as part of the application:

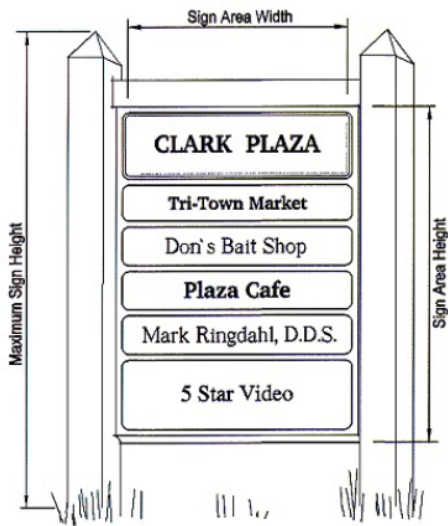
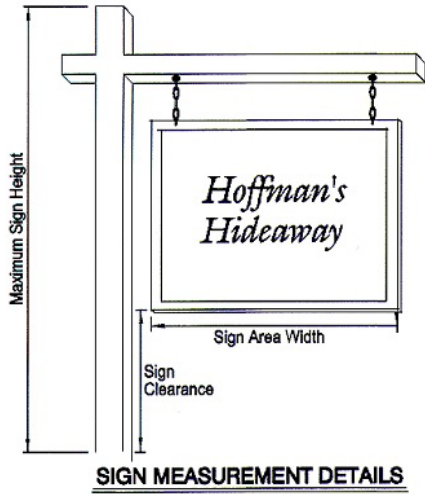
1. Names and addresses of the applicant and owners of the sign.
2. The address where any signs are to be erected.
3. Type of sign (e.g. wall sign, monument sign, temporary sign, etc).
4. Valuation of the sign.
5. An illustration of the sign, showing all dimensions.
6. For freestanding signs, provide a site plan showing the sign location, other significant structures on the site, property lines, sidewalks and bike paths, and the distance from the curb to the sign.
7. For wall signs, show a drawing or photo of the complete building façade that includes the proposed sign location and the dimensions of both the sign and the building or tenant storefront.

**This checklist is meant to facilitate applicants in land use review procedures, submittal requirements, and overall process for evaluation. However, it is not a complete summary of the City of Edgewater's development codes nor is it intended to be. Applicants are highly encouraged to familiarize themselves with the requirements of the City's development codes and all amendments thereto.*

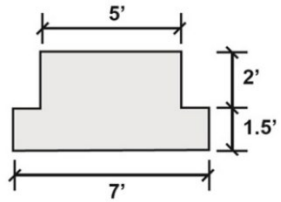
See below for more detailed information from the City's Sign regulations.

Sign measurement.

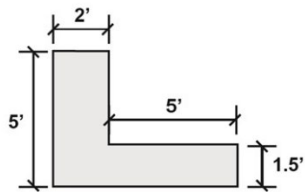
Height and clearance.



Area. Except as otherwise provided herein, sign area is the entire surface area of a sign, including nonstructural trim. Only one (1) side of a double-faced freestanding or projecting sign shall count toward the aggregate size measurement, provided that both sides are identical.

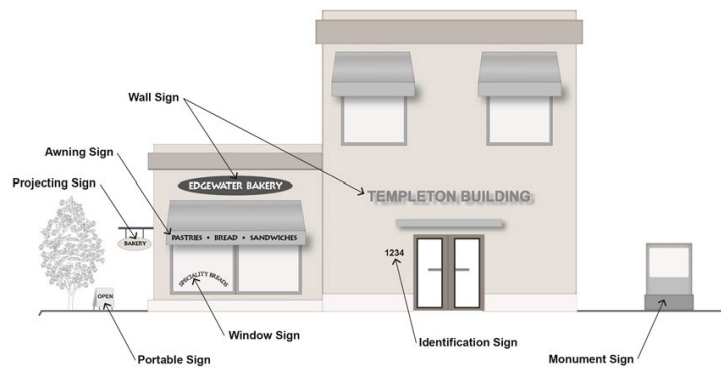


Sign Area = 20.3 sq. ft.



Sign Area = 17.5 sq. ft.

Sign types.



Commercial signs. Commercial signs located on Sheridan Boulevard or on West 20th Avenue between Sheridan Boulevard and Ingalls Street may include and shall be limited to:

EXPAND

Type of Sign	Maximum Number of Signs	Maximum Area (sq. ft.)	Maximum Height	Comments
Awning sign	No limit	1 square foot for each lineal foot of business frontage; maximum area is 50 square feet	Minimum clearance 8 feet above finished grade	Allowed in place of a wall sign. Signs may be placed only on awnings that are located on first-story building frontages. Awnings may not project more than 5 feet from the building wall to which it is affixed.
Digital electronic message	1 per individual building tenant	1 square foot for each lineal foot of business frontage; maximum area is 40 square feet when located within 10 feet of any property line, 80 square feet total	8 feet	A digital electronic message sign is limited to monument type signs only and must be integral or part of the overall sign face. See Subsection 16-19-80(2) for additional regulations. Digital signs are allowed only along Sheridan Boulevard.
Address sign	Maximum 2 address signs per use	2	n/a	No permit required. All properties must visibly display address numbers on the front of each building and on the alley side of the fence, garage or principal structure, as applicable, to allow quick identification by emergency services.
Monument sign	No limit	1 square foot for each lineal foot of business	8 feet	The sign may be located only along a site frontage adjoining a public street. See Subsection 16-19-80(4) . Locate monument signs in a planter setting within a landscaped area at the primary entries to commercial projects to provide an overall project identity.

Type of Sign	Maximum Number of Signs	Maximum Area (sq. ft.)	Maximum Height	Comments
		frontage; maximum area is 50 square feet when located within 10 feet of any property line; for each addition of 10 feet of setback from the closest property line, the sign area may be increased by an additional 50 square feet up to a maximum of 300 square feet.		
Portable signs	1 per individual building tenant	8	4 feet Maximum width: 2 feet	Prohibited on Sheridan Boulevard. Signs must be placed directly in front of the tenant's property, and placement shall not reduce the sidewalk width to less than 42 inches.
Projecting signs	No limit	1 square foot for each lineal foot of business frontage; maximum area is 50 square feet.	Minimum clearance 8' above finished grade. May not extend above height of wall to which it is	Projecting signs are not permitted in conjunction with wall-mounted or monument signs. May not project more than 4 feet from the wall to which it is affixed. May encroach in the public ROW upon issuance of a revocable permit.

Type of Sign	Maximum Number of Signs	Maximum Area (sq. ft.)	Maximum Height	Comments
			affixed.	
Wall sign	No limit	<p>For businesses with less than 50 lineal feet of business frontage: The smaller of: 2 square feet for each lineal foot of business frontage or 20 percent of the wall area.</p> <p>For businesses with 50 to 100 lineal feet of business frontage: The smaller of: <u>1.5</u> square feet for each lineal foot of business frontage or 15 percent of the wall area.</p> <p>For businesses with greater than 100 lineal feet of business frontage: The smaller of: 1 square foot for each lineal foot of</p>	May not extend above height of wall to which it is affixed	<p>Overall sign length shall not exceed the width of the tenant's storefront and shall generally align with signs of directly adjacent businesses.</p> <p>Signs located on buildings with the same block face shall be placed at the same height.</p> <p>Locate wall signs at the first floor level only for retail uses.</p> <p>Sign shall not obstruct any portion of a window, doorway or other architectural detail.</p> <p>No sign part, including cut-out letters may project from the surface upon which it is attached more than required for construction purposes and in no case more than 12 inches.</p>

Type of Sign	Maximum Number of Signs	Maximum Area (sq. ft.)	Maximum Height	Comments
		business frontage or 10 percent of the wall area.		
Window sign	No limit	35 percent of window or door area	n/a	May be placed on the window or door.
Temporary signs	Banner: 1 per street frontage per establishment	32	May not extend above height of wall to which it is affixed.	Banner signs may not exceed $\frac{1}{4}$ the length of the individual store frontage to which they are affixed. The banner shall be securely attached to the wall of the establishment, freestanding sign or light poles on private property. Shall not be displayed on a vehicle, temporary pole or structure.